


BIO PURE[®]

Science That Works!

For Superior eVac Maintenance

Guaranteed To Improve Suction Performance!



Trap Before

Trap After



The Right Microbes & Enzymes Together for Clean Vacuum Lines

- ✓ Bio-Pure Meets EPA Requirement between 6-8pH
- ✓ Compatible & Best choice for all Brands of Amalgam Separators
- ✓ All Natural, Non Chemical
- ✓ Non Foaming

At A Great Price!

- ✓ Only \$2.50 per week per op
- ✓ 40% Less Than other brands
- ✓ 48oz = 533 treatments

FREE \$25 Rebate Coupon!
(Included in Restore Kit
- Item# 2801101)



Bio-Pure

Made In
USA

20+ YEARS OF
EXCELLENCE,
PERFORMANCE
& VALUE

SABLE

INDUSTRIES INC.



1-800-368-8106 info@sableindustriesinc.com
www.sableindustriesinc.com

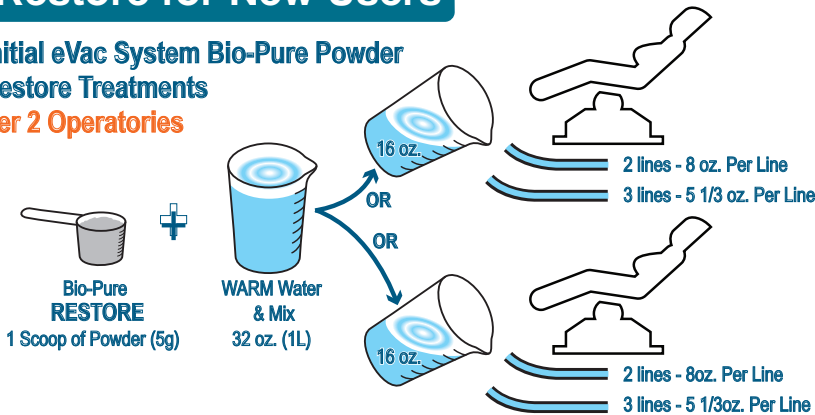
LIT-1350 - A

Get Started today.

Directions for Use.

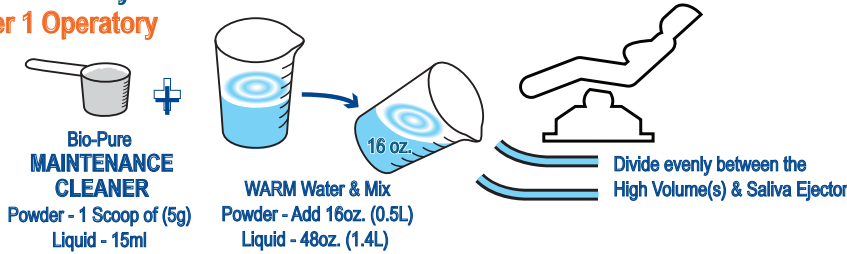
Restore for New Users

Initial eVac System Bio-Pure Powder Restore Treatments Per 2 Operatories

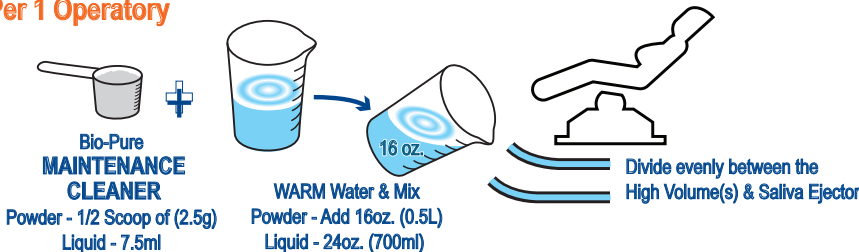


Existing Users

Twice Weekly Maintenance Protocol Per 1 Operatory



Daily Maintenance Protocol Per 1 Operatory



DURATION OF TREATMENT BASED ON AGE OF PRACTICE;

1 to 4 Years - Repeat daily for 5 business days.

4 + Years - Repeat daily for 10 business days.

Slow Suction or 15+ Years:

- Restore ONLY two operatories at a time.
- Begin protocol with the two operatories nearest the pump.
- Follow the instructions daily for 10 business days or once biofilm/plaque release ends at the chair side traps.
- After first 2 operatories are clear, proceed with the next 2 ops working away from pump after 10 business days.
- For optimal results, involve a technician during initial Restore Restore introduction (eg. visit following Monday & drop off back-up amalgam filter).

Additional Best Practices:

Any extra Bio-Pure Restore product may be used for the Maintenance Protocol. You may continue your regular chemical cleaning protocol for operatories not using Bio-Pure. Never place a wet scoop into Bio-Pure container. Re-seal lid to ensure freshness. Store out of direct sunlight and not in refrigerator. Rinse dispenser and pour residual mixture down sink drain to put microbes to work, and then store dispenser with the lid off. After system restore, pump settings may need to be re-set to original OEM specifications. Also, monthly mix 1 scoop of Bio-Pure with 24 oz. (0.7 L) WARM WATER and pour down cuspidor or other drains to keep clean.



Order Bio-Pure from your preferred dealer.

POWDER STARTER KITS - BIO-PURE EVAC CLEANER RESTORE

(New Users First 2-3 weeks) Includes HVE-SE Dispenser.
2801101 - 6 oz. Powder & Dispenser

POWDER RE-ORDERS Bio-Pure eVac Cleaner Powder

2801001 - 6 oz. (4 Ops, 1 mo.)
2801002 - 14 oz. (4 Ops, 2 mos.)
2801003 - 48 oz. (4 Ops, 9 mos.)

HVE-SE Dispenser 2801004 - 48 oz. HVE-SE Dispenser

BIO-PURE LIQUID EVAC CLEANER RE-ORDERS

2801402 - 32 oz. (4 Ops, 2 mos.)
2801405 - 32 oz. Liquid & Dispenser

Between Patient Flush

2801202 - 32 oz. (128 treatments)
2801203 - 64 oz. (256 treatments)
2801206 - 32 oz. (128 treatments)

20+ YEARS OF
EXCELLENCE,
PERFORMANCE
& VALUE

SABLE
INDUSTRIES INC.



1-800-368-8106 info@sableindustriesinc.com
www.sableindustriesinc.com